

North Campus Parking Areas

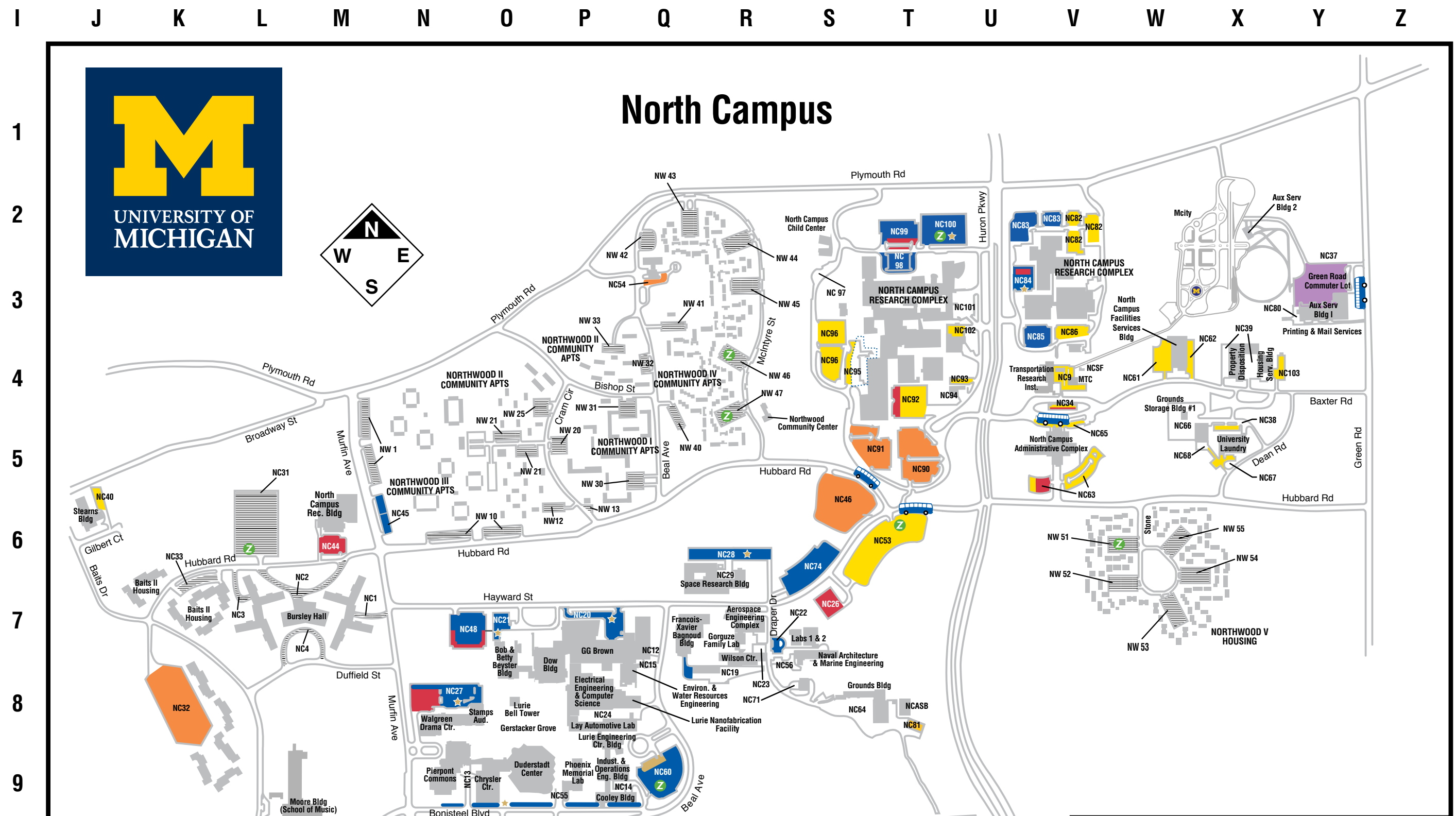
Lot #	Cross Ref.	Clearance
NC5	P11	
NC8	Q11	
NC9	V4	
NC10	L10	
NC16	P10	
NC20	P7	
NC21	O7	
NC22	R7	
NC24	P8	
NC26	S6	
NC27	N8	
NC28	R6	
NC32	K8	
NC34	V4	
NC37	Y3	
NC38	X4	
NC40	J5	
NC41	O10	
NC43	O11	
NC44	M6	
NC45	N6	
NC46	S5	
NC48	N7	
NC51	U11	
NC52	T11	
NC53	T6	
NC54	Q3	
NC60	Q9	
NC61	W3	
NC62	W3	
NC63	V5	
NC65	V5	
NC67	X5	
NC74	S6	
NC78	L11	

Legend

- ★ Gold Parking - Permit Required
- Blue Parking - Permit Required
- Yellow Parking - Permit Required
- Orange Parking - Permit Required
- University Dock/Service Area
- ♿ Accessible Parking
- 🏍️ Motorcycle/Moped Parking
- 🚲 AAATA (TheRide) Park & Ride
- 🚗 Red - Visitor Parking
- 🚧 Gate-controlled Parking
- 🏠 Patient Parking
- 🏠 Housing Lots - Housing Permit Required
- 🚶 Pedestrian Bridges
- 🚌 U-M Bus Service
- 🚗 Zipcar Parking
- 🔌 Electric Vehicle Charging Station

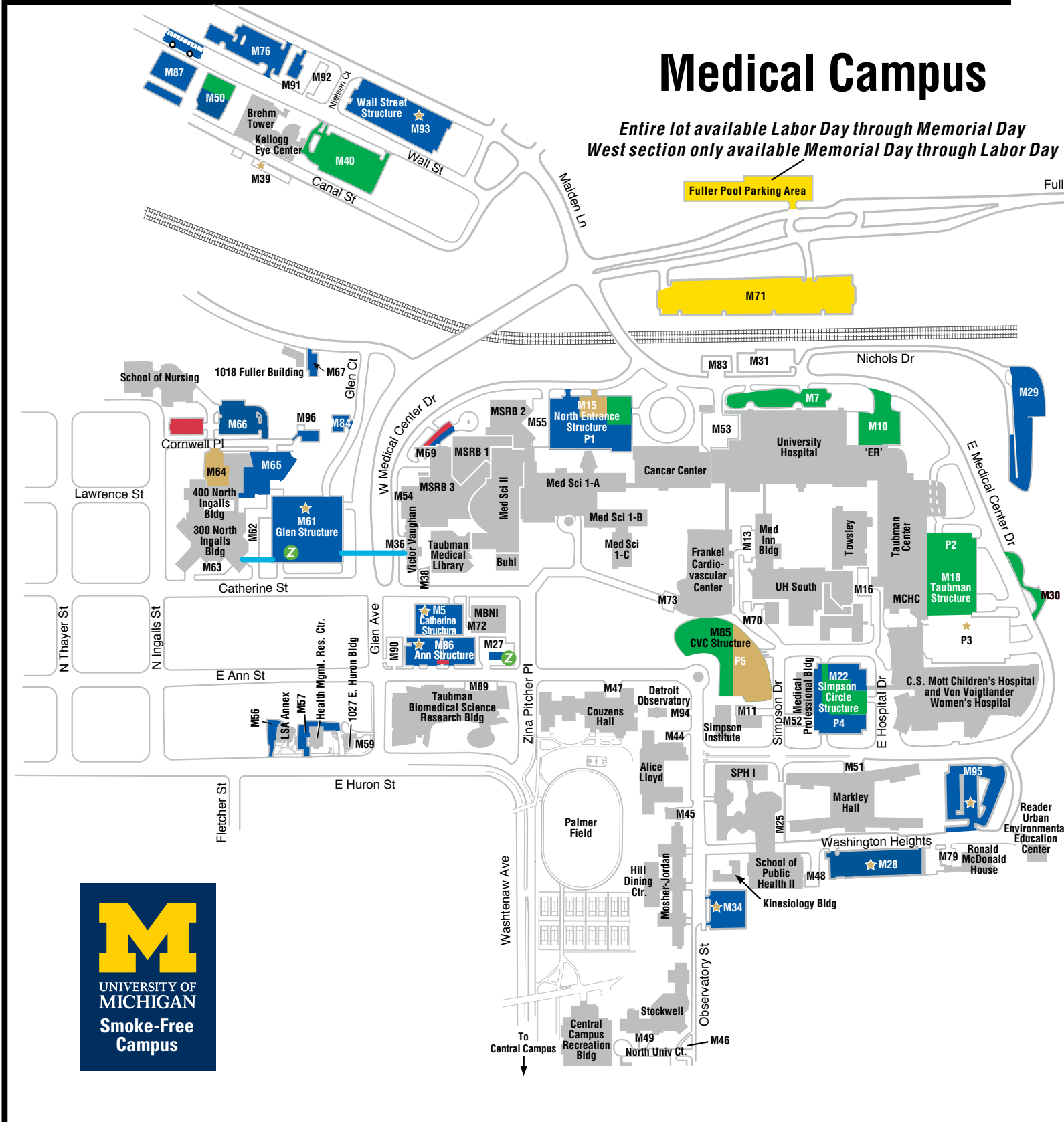
North Campus Parking Areas

Lot #	Cross Ref.	Clearance
NC83	V2	
NC84	U3	
NC85	U4	
NC86	U4	
NC90	T5	
NC91	S5	
NC92	T4	
NC95	S4	
NC96	S3	
NC98	T2	
NC99	T2	
NC100	U2	7 feet
NC102	U3	
NC103	X4	
Bonisteel Blvd	N-R9	



Medical Campus

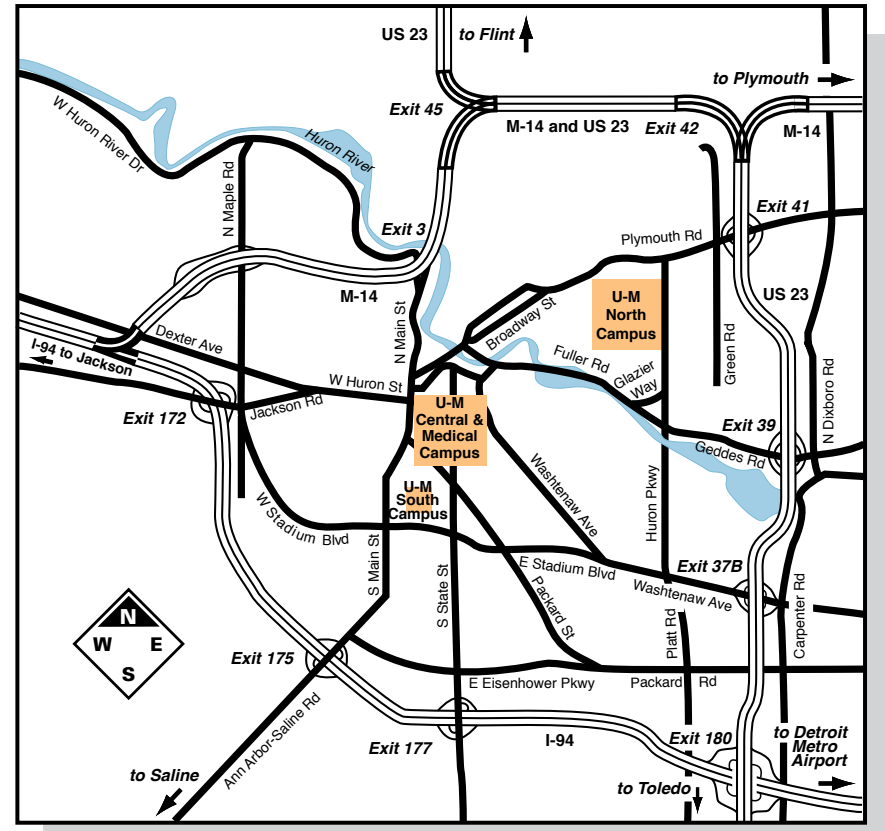
Entire lot available Labor Day through Memorial Day
West section only available Memorial Day through Labor Day



Medical Campus Parking Areas

Lot #	Cross Ref.	Clearance
M5	D15	6 feet, 8 in.
M15/P1	E13	7 feet
M16	H15	
M18/P2 & P3	I15	7 feet
M22/P4	H16	7 feet
M27	D16	
M28	H18	
M29	I14	
M30	H15	
M34	G18	
M40	C11	
M50	A10	
M52	G16	
M56	B17	
M57	C17	
M61	C15	7 feet
M63	B15	
M64	B14	
M65	B14	
M66	B13	
M67	B13	
M69	D14	
M71	G12	
M75	L12	
M76	B10	
M85/P5	G16	8 feet, 2 in
M86	D16	8 feet, 2 in
M87	A10	
M91	C10	
M93	D11	8 feet 2 in
M95	H17	
M96	C14	

Ann Arbor



GUIDE TO PARKING

Courtesy of Parking & Transportation Services
Updated August 2016 - pts.umich.edu

